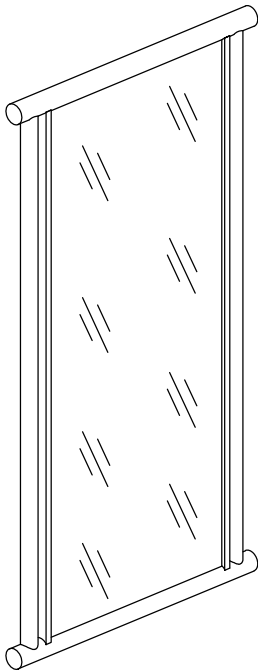





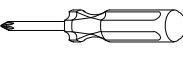


ASSEMBLY INSTRUCTION FOR

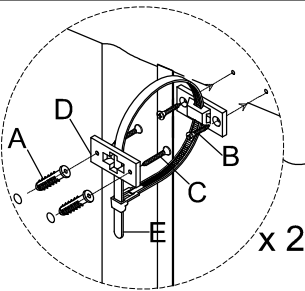
MODEL: YOKU GRAN MIRROR



HARDWARE LIST


A		plastic anchors	4x38 mm	4
B		small screws	3.5x20	4
C		large screws	3.5x35	4
D		mounting brackets	45x20.5x9	4
E		wall straps	8 x 300 mm	2
F		phillips head screwdriver (not included)		

Wall



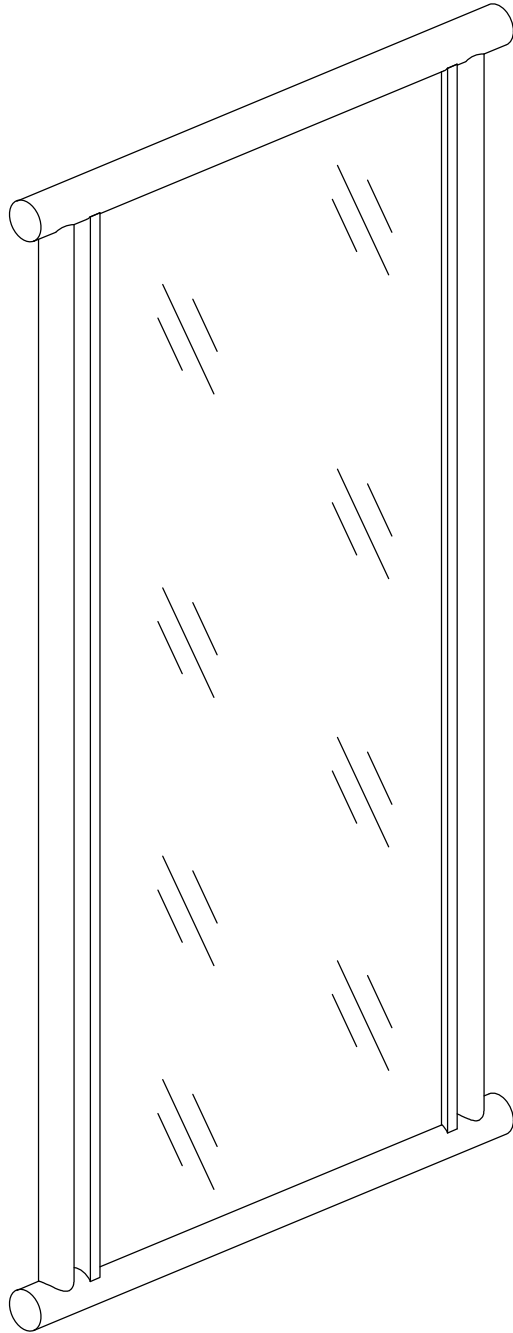
x 2

REMARK : There is a tip restraint kit provided on the back of this product please read the direction thoroughly and install immediately



Felt pad

1



FINISHED

PAGE 2/2