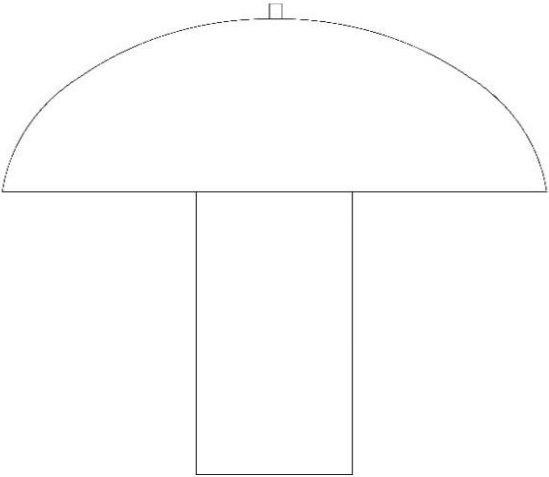


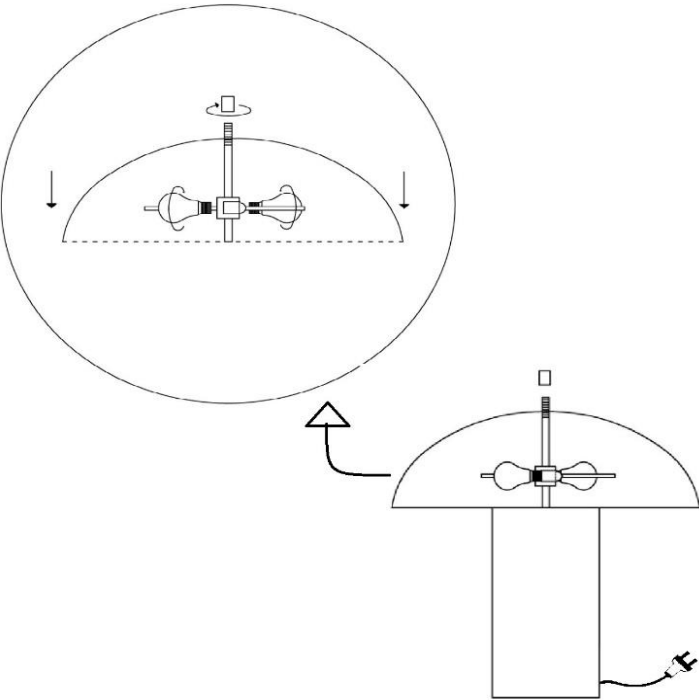
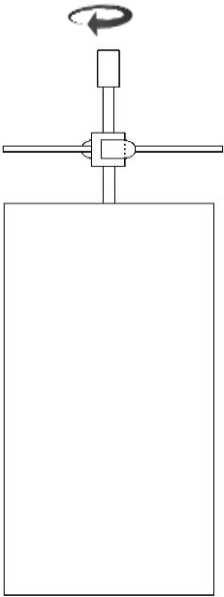
ASSEMBLY INSTRUCTIONS

SANTORINI TABLE LAMP

Thank for your purchasing this quality product. Be sure to check all packing material carefully for small parts which may have come loose inside the carton during shipment. Identify and count all parts and compare with the parts list below.



HARDWARE ENCLOSED			
A		LAMP BASE	1
B		LAMP SHADE	1
C		SHADE FINIAL	1
D		BULB (NOT INCLUDED)	2



FINISHED

# **ASSEMBLY INSTRUCTIONS**

## **SANTORINI TABLE LAMP**

### **WIRING CONNECTIONS**

No wiring is required, just insert the polarized plug in the outlet & turn on the power when lamp assembly is finished

### **IMPORTANT SAFETY INSTRUCTIONS:**

- 1 This portable lamp has a polarized plug (one blade is wider than the other) as a feature to reduce the risk of electric shock. This plug outlet will fit in a polarized only one way. If the plug does not fit fully in the outlet, reverse the plug. If it still does not fit, contact a qualified electrician. Never use with an extension cord unless plug can be fully inserted. Do not attempt to defeat this safety features.
- 2 It is recommended to use 2 x25 - Watt maximum Type A LED bulb.
- 3 To avoid the risk of fire, do not exceed the recommended wattage.
- 4 The manufacturer and distributor accept no liability for incorrect installation.
- 5 For indoor use only.
- 6 Keep away from children

### **WARNINGS:**

When unpacking, be careful not to pull wire, as a bad connection may result. Do not connect electricity until your lamp is fully assembled. Do not touch or look directly at the LED bulb when lamp is illuminated.

### **TO ASSEMBLE:**

- 1 Stand lamp base on the flat surface
- 2 Remove the finial from center post, above the lamp base by rotating it Anti-clock wise
- 3 Place the Shade on base center post. Gently tighten back the finial to affix the shade in place.
- 4 Insert 2 x 25 Watt Type A LED Bulbs (not included) into the socket, if suitable as per your requirement.
- 5 Insert the polarized plug in the outlet & turn on the power, to test the lamp

THIS PRODUCT IS NOT A TOY AND HAS NO PLAY VALUE.

### **STRANGULATION HAZARD**

Keep cord at least 3 feet away from cribs, bassinets, and toddler beds.  
Keep out of reach of children under 3 years of age.

**MADE IN INDIA**