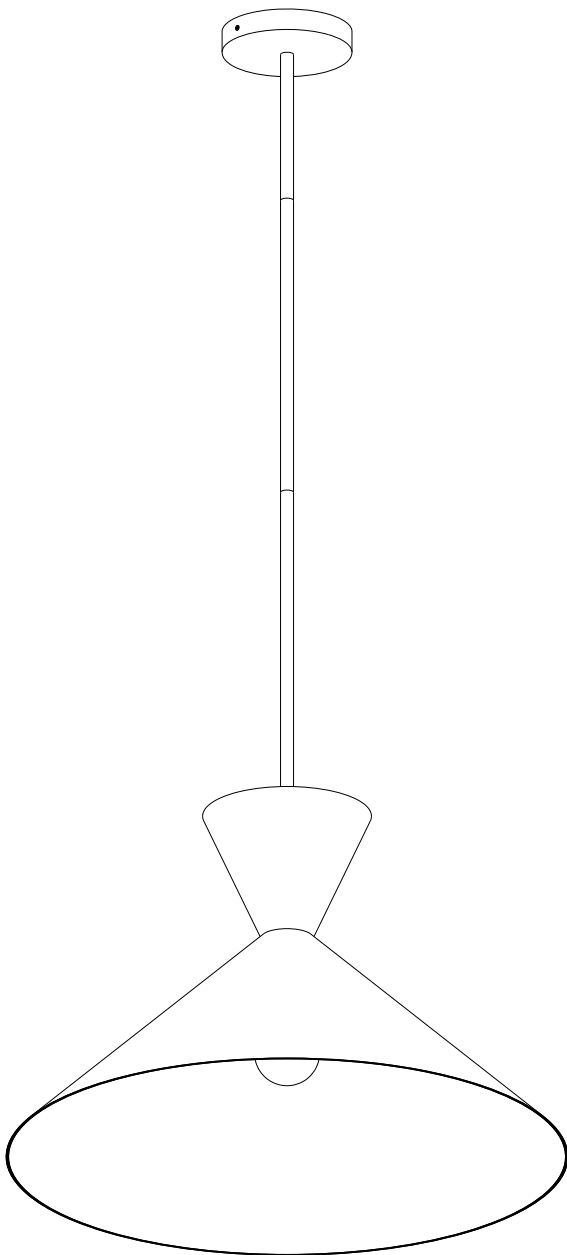










**ASSEMBLY INSTRUCTIONS**  
Clement Pendant Large

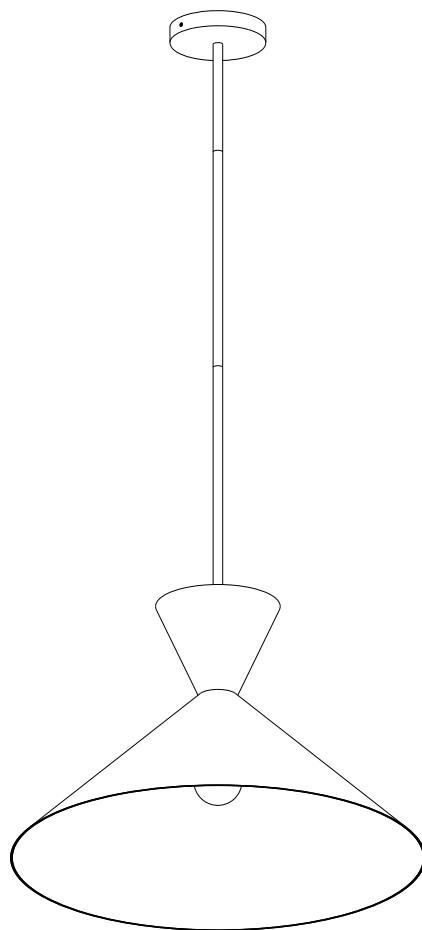
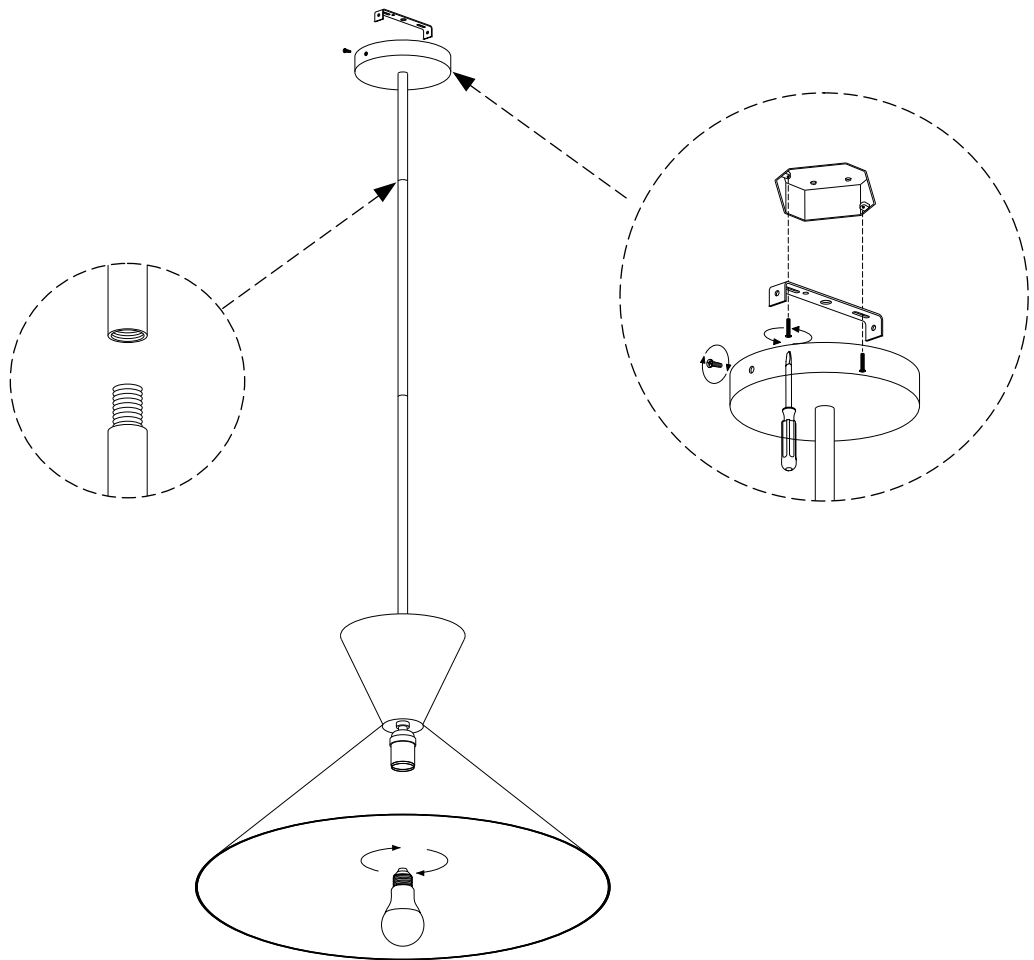
*Thank for your purchasing this quality product. Be sure to check all packing material carefully for small parts which may have come loose inside the carton during transit. Identify and count all parts and compare with the parts list below.*



HARDWERW LIST			
A		BODY	01
B		CANOPY	01
C		MOUNTING PLATE	01
D		MOUNTING SCREW	02
E		BULB (Not Included)	01
F		PIPE 6"	02
		PIPE 12"	02
		PIPE 18"	02

# ASSEMBLY INSTRUCTIONS

## Clement Pendant Large



2089mm

550mm

## **ASSEMBLY INSTRUCTIONS**

### **231132-Clement Pendant Large**

#### **WIRING CONNECTIONS**

1. Shut down the power at the breaker panel.
2. Connect wires:  
Ground wire: Connect fixture ground wire to supply ground wire  
Neutral wire: Connect fixture neutral wire to supply neutral wire  
Hot wire: Connect fixture hot wire to supply hot wire
3. Make sure all connections are tight, then carefully tuck into the junction box

#### **IMPORTANT SAFETY INSTRUCTIONS:**

1. Use an authorized and certified electrician for consultation and installation.  
Electrician must be familiar with commercial - type applications of very heavy Chandeliers / Sconces.
2. This fixture has been rated for 1 x 60 - Watt maximum Type A standard bulb.
3. To avoid the risk of fire, do not exceed the recommended wattage.
4. The manufacturer and distributor accept no liability for incorrect installation.
5. For indoor use only.

#### **WARNINGS:**

1. Turn - off electricity supply at main circuit panel before installing. Do not connect electricity supply until your ceiling / wall light is fully assembled and installed.
2. To reduce the risk of fire, electrical shock, or personal injury, always turn off the ceiling / wall light and allow it to cool prior to replacing light bulb. Do not touch bulb when fixture is turned on or look directly at light bulb. Keep flammable materials away from light bulb.
3. Deviation from instruction may result in a risk of fire or electric shock.  
Please read all instructions completely before installation.

**THIS PRODUCT IS NOT A TOY AND HAS NO PLAY VALUE.**

#### **STRANGULATION HAZARD**

Keep cord at least 3 feet away from cribs, bassinets, and toddler beds.  
Keep out of reach of children under 3 years of age.