
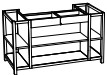
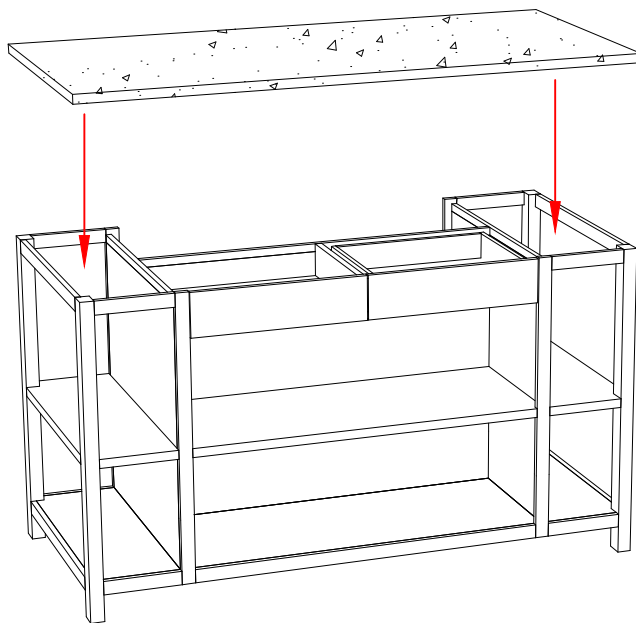


ASSEMBLY INSTRUCTION INDIRA KITCHEN ISLAND

S. No.	Product Image	Description	Qty.
1.		Marble Top	1
2.		Wood Structure	1

1

Step-1



2

Step-2

