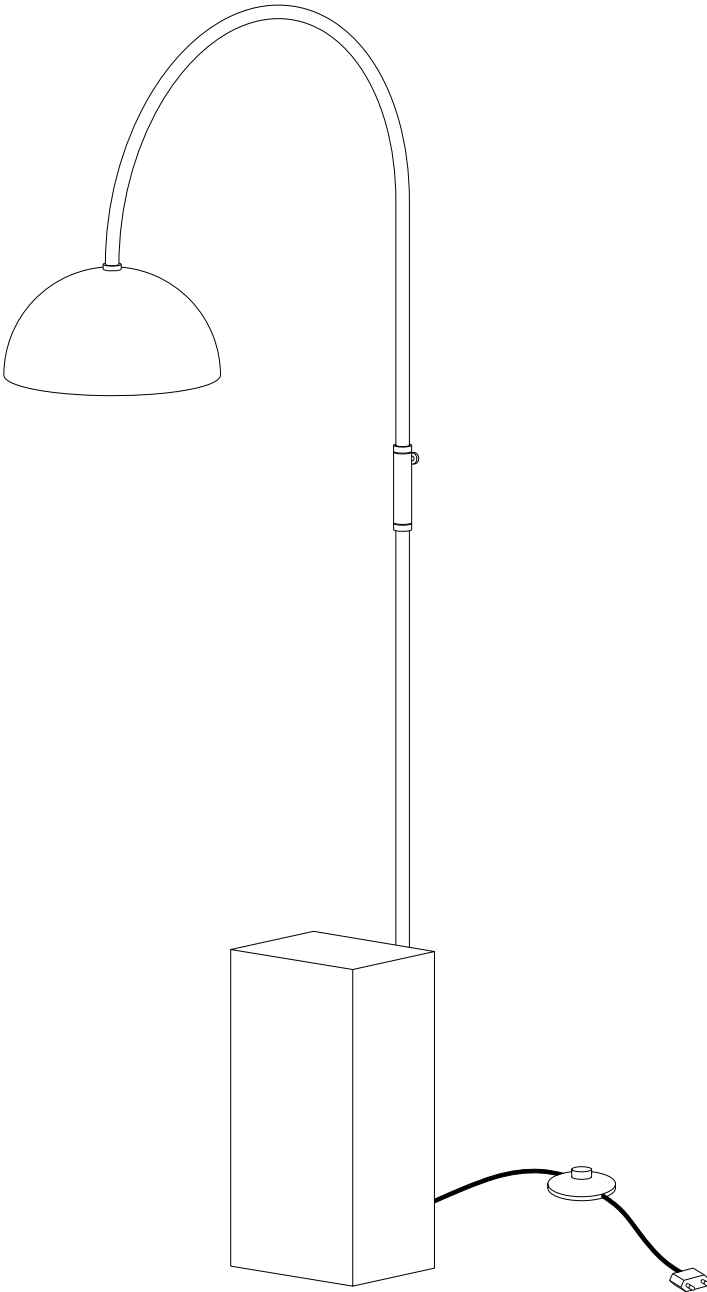









ASSEMBLY INSTRUCTIONS
JENKIN FLOOR LAMP

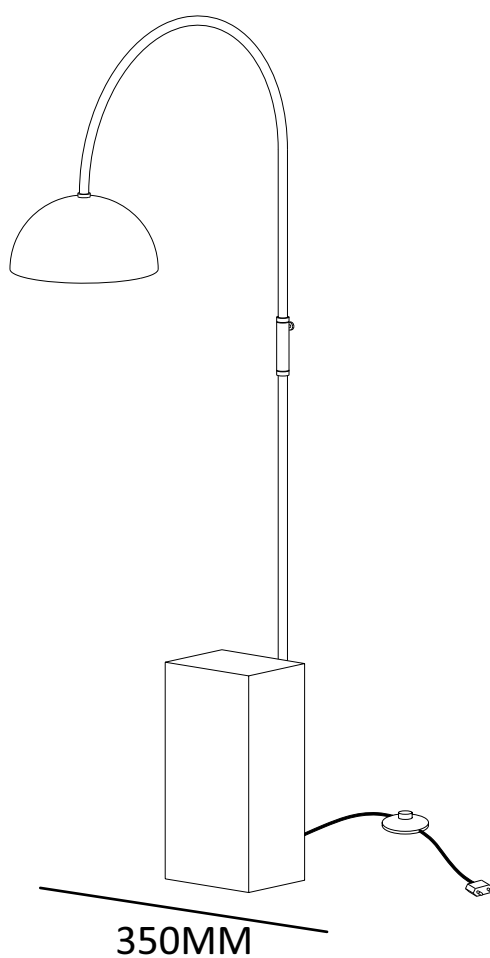
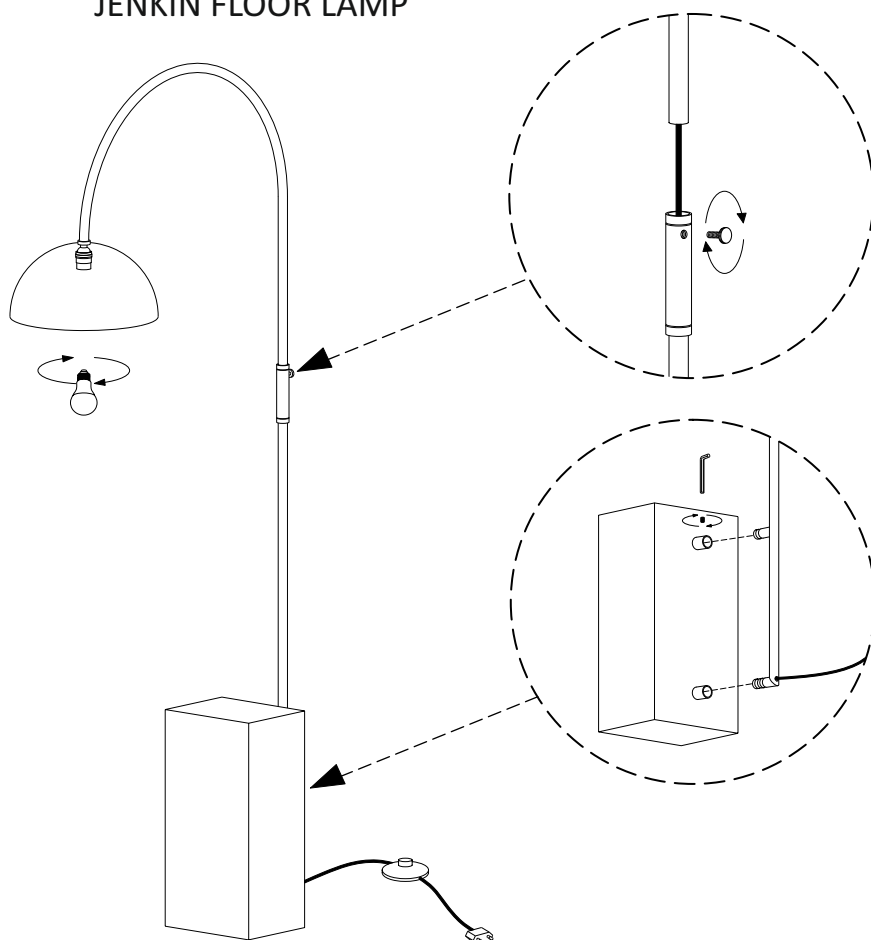
Thank for your purchasing this quality product. Be sure to check all packing material carefully for small parts which may have come loose inside the carton during transit. Identify and count all parts and compare with the parts list below.



HARDWERE LIST			
A		MARBLE BASE	01
B		STEM	01
C		ARM W/ SHADE	01
D		GRUB SCREW	02
E		ALLEN KEY	01
F		KNOB	01
G		BULB (Not Included)	01

ASSEMBLY INSTRUCTIONS

JENKIN FLOOR LAMP



1829MM

350MM

ASSEMBLY INSTRUCTIONS
229868 - JENKIN FLOOR LAMP

IMPORTANT SAFETY INSTRUCTIONS:

1. This fixture has been rated for One 60 - Watt maximum Type A standard bulb.
2. To avoid the risk of fire, do not exceed the recommended wattage.
3. The manufacturer and distributor accept no liability for incorrect installation.
4. For indoor use only.

WARNINGS:

1. Turn - off / unplug and allow to cool before replacing bulb (lamp).
2. Do not touch bulb or look directly at lighted lamp.
3. Keep flammable materials away from light bulb.

THIS PRODUCT IS NOT A TOY AND HAS NO PLAY VALUE.

STRANGULATION HAZARD

Keep cord at least 3 feet away from cribs, bassinets, and toddler beds.
Keep out of reach of children under 3 years of age.